



lumini Solucoes em Iluminacao LTDA
www.lumini.com.br
Email: laboratorio@lumini.com.br
Tel: +55 11 3437-5555 Fax: +55 11 3437-5555
Address: Rua Ferreira Viana, 716 - Socorro - São Paulo/SP

lumini

LumCAT:

Luminaire: micro track diffuse ugr performa 30

LampCAT: modulo led 10W 27K irc 90

Ballast type:

Report No:

Voltage(V): 126.0000

Test No:

Current(A): 0.1140

Number of Lamps: 1

Power (W): 14.3640

Lamp flux(lm): -1.0

PF: 0.0000

Length(mm): 218

Width(mm): 25

Phm Type: C

Height(mm): 0

Photometric Results

Lumens(lm): 252.55, Efficiency(%): 0.00% , Luminous Efficacy(lm/W): 17.58

Central intensity(cd): 122.120, Maximum intensity(cd): 122.120

Angle of maximum intensity: $C=0.0$ $\gamma=0.0$

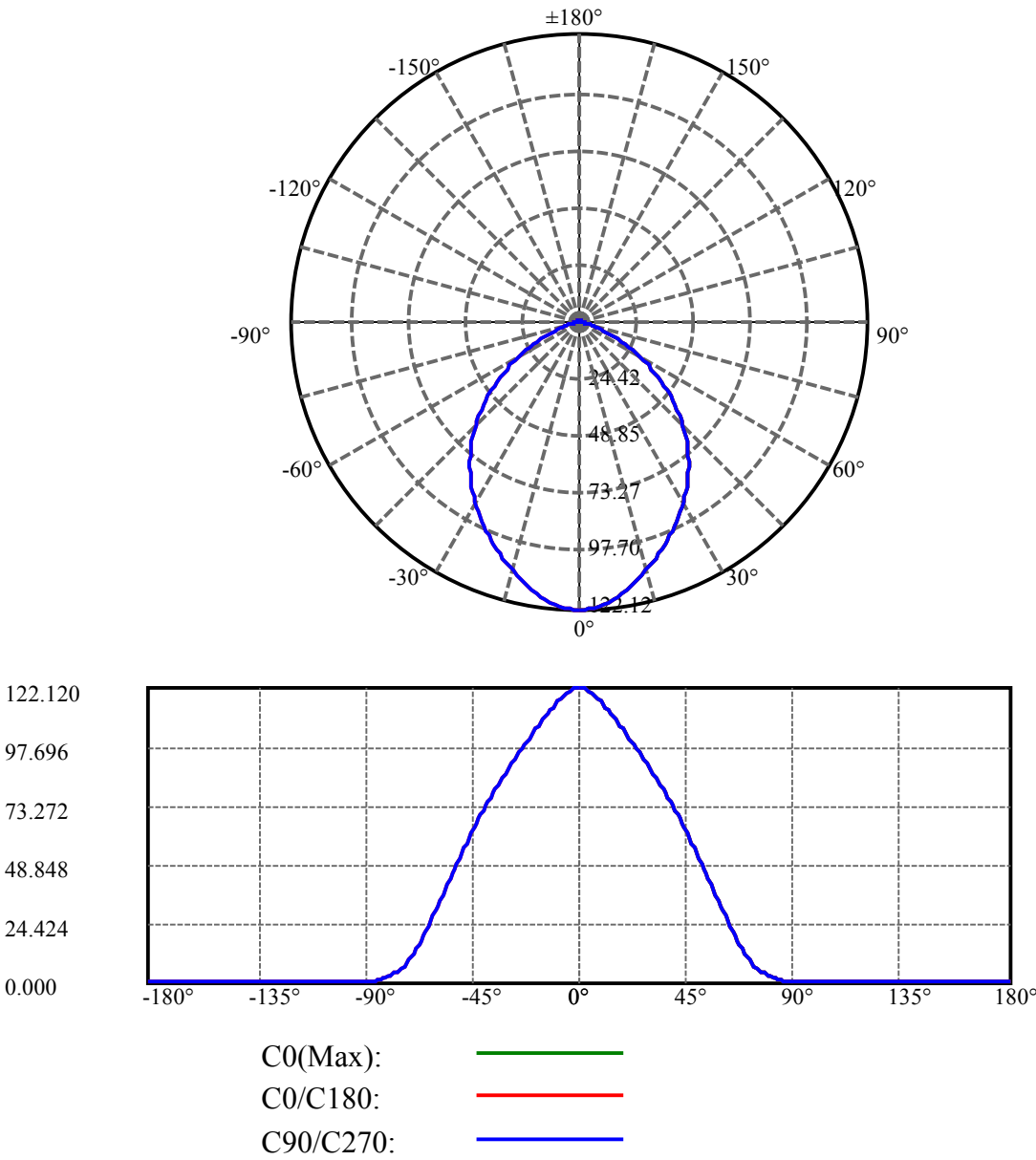
Beam angle of C0 plane : 91.07

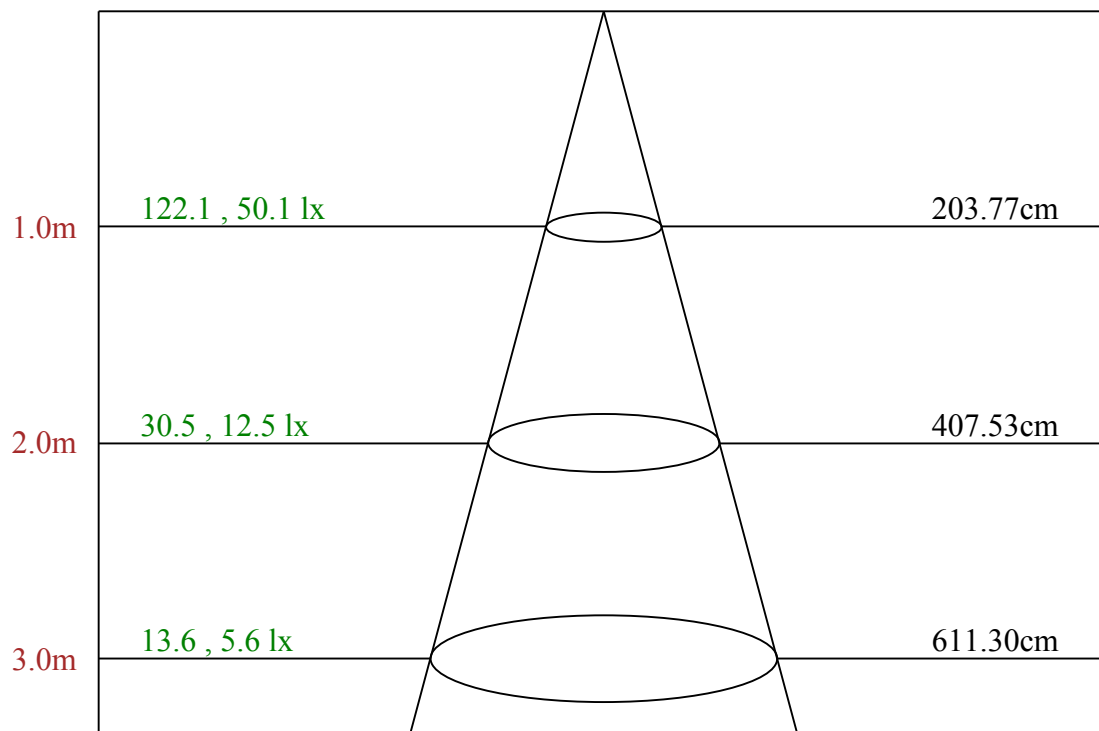
Average BeamAngle(IEC 61341): 91.07

Equipment: equipamento lumini
Temperature(°C): 25.4

Date: 25/11/2024
Humidity(%): 69.0%

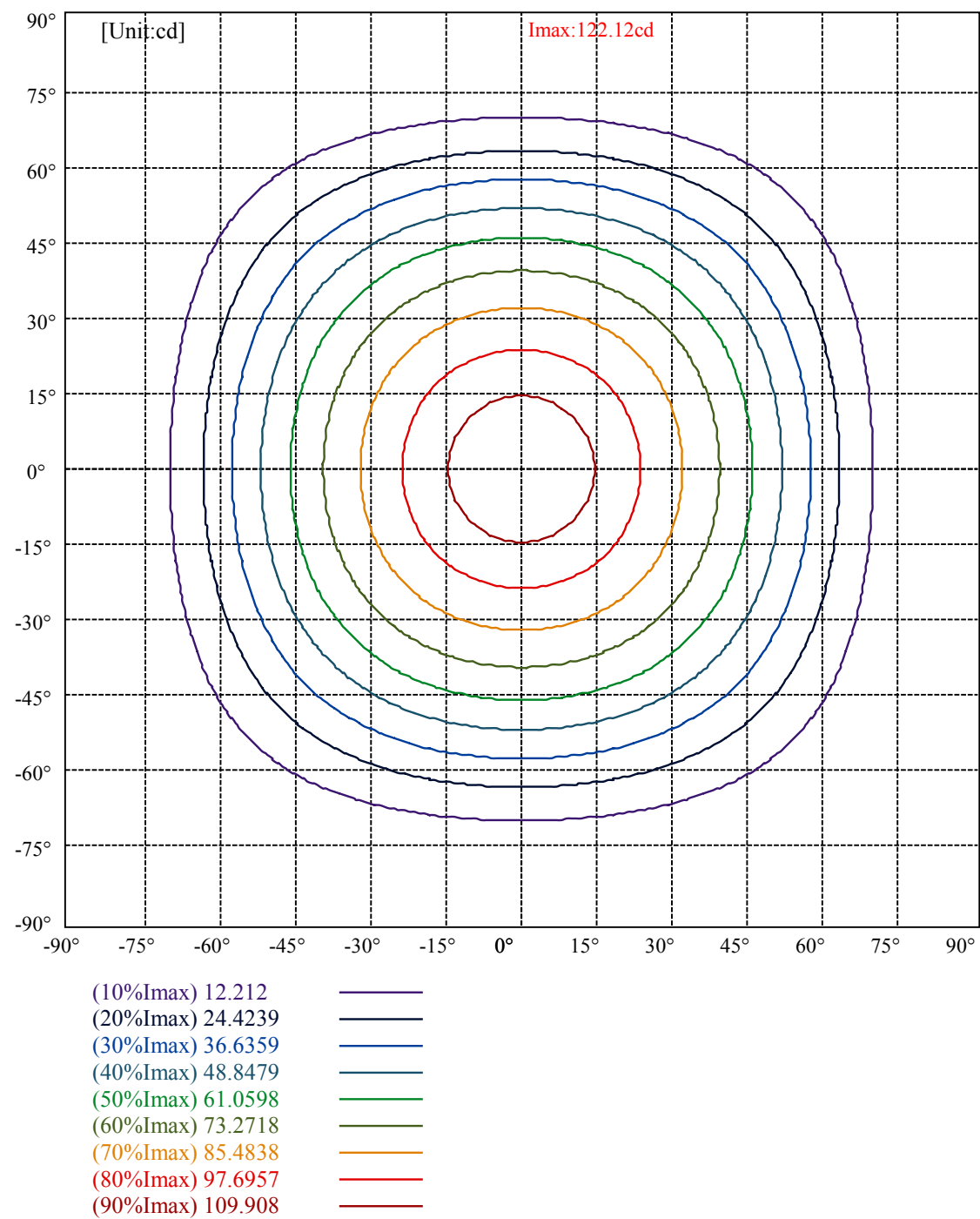
Operator: 01
Distance(m): 6.90





Max , Ave

Beam angle of C0 plane 91.07



lumini

Luminance Limiting Curve(no luminous side)

Appendix Page: 5 Total:6

Luminance Table

γ	45	50	55	60	65	70	75	80	85
C0	16108	14729	13100	10998	8501	5903	3776	3037	2230
C45	16108	14729	13100	10998	8501	5903	3776	3037	2230
C90	16108	14729	13100	10998	8501	5903	3776	3037	2230

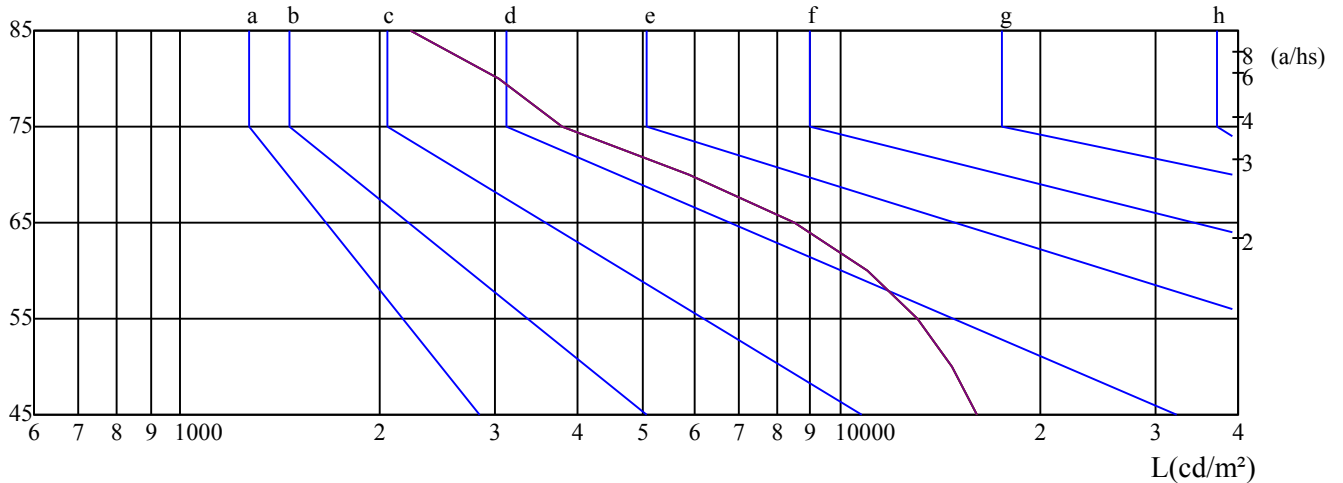
L(Hor)(65)	L(Ver)(65)	L45(65)	L(Hor)(75)	L(Ver)(75)	L45(75)	L(Hor)(85)	L(Ver)(85)	L45(85)
8501	8501	8501	3776	3776	3776	2230	2230	2230

Glare Table

Glare	Quality	Service Values Illuminance(lx)							
1.15	A	2000	1000	500	≤ 300				
1.5	B		2000	1000	500	≤ 300			
1.85	C			2000	1000	500	≤ 300		
2.2	D				2000	1000	500	≤ 300	
2.55	E					2000	1000	500	≤ 300
		a	b	c	d	e	f	g	h

Luminance Limiting Curve

$\gamma(^{\circ})$



C0 ———

C45 ———

C90 ———

Equipment: equipamento lumini
Temperature($^{\circ}$ C): 25.4

Date: 25/11/2024
Humidity(%): 69.0%

Operator: 01
Distance(m): 6.90

Illumination assessment according UGR											
Rf of Ceiling		70	70	50	50	30	70	70	50	50	30
Rf of Wall		50	30	50	30	30	50	30	50	30	30
Rf of Floor		20	20	20	20	20	20	20	20	20	20
Room dimensions		Viewed crosswise					Viewed endwise				
X	Y										
2H	2H	19.08	20.53	19.47	20.88	21.25	22.26	23.71	22.65	24.06	24.43
	3H	19.01	20.31	19.43	20.69	21.08	23.72	25.02	24.14	25.40	25.79
	4H	18.94	20.16	19.37	20.55	20.96	24.18	25.39	24.61	25.79	26.20
	6H	18.90	20.02	19.34	20.43	20.87	24.47	25.59	24.90	25.99	26.44
	8H	18.84	19.92	19.28	20.33	20.78	24.49	25.57	24.93	25.98	26.43
	12H	18.79	19.82	19.24	20.25	20.71	24.46	25.49	24.91	25.92	26.37
4H	2H	19.55	20.76	19.97	21.15	21.56	22.34	23.55	22.76	23.94	24.35
	3H	19.49	20.50	19.94	20.93	21.38	23.83	24.85	24.28	25.27	25.73
	4H	19.46	20.35	19.92	20.80	21.29	24.39	25.28	24.85	25.73	26.22
	6H	19.37	20.16	19.86	20.64	21.13	24.70	25.49	25.20	25.97	26.46
	8H	19.34	20.07	19.84	20.56	21.07	24.78	25.51	25.28	25.99	26.50
	12H	19.32	20.00	19.83	20.48	21.03	24.79	25.46	25.30	25.94	26.49
8H	4H	19.45	20.18	19.95	20.67	21.18	24.26	24.99	24.77	25.48	25.99
	6H	19.35	19.96	19.87	20.46	21.01	24.59	25.20	25.12	25.71	26.25
	8H	19.36	19.89	19.91	20.44	20.97	24.73	25.26	25.28	25.80	26.34
	12H	19.35	19.79	19.90	20.34	20.89	24.74	25.19	25.30	25.73	26.29
12H	4H	19.44	20.12	19.96	20.60	21.15	24.23	24.91	24.74	25.39	25.94
	6H	19.38	19.91	19.93	20.46	20.99	24.59	25.13	25.14	25.67	26.20
	8H	19.36	19.80	19.91	20.34	20.90	24.69	25.13	25.25	25.68	26.23
Variation with the observer position at spacings:											
S = 1.0H		0.5/-0.6					0.5/-0.6				
S = 1.5H		0.6/-1.6					0.6/-1.6				
S = 2.0H		2.4/-2.5					2.4/-2.5				
Standard tables:		BK2					BK2				
Uncorrected UGR		4.5					4.5				

依据CIE Publ. 117 计算 UGR, S/H = 0.25